

PSU ALL VERSIONS

The Portable Signalling Unit (PSU) is a compact light and audio signalling device which incorporates a class 1 GYROLED® beacon with loud-speaker and integrated siren module.

To enable flexibility in the installation of the product, two versions are available:

- For Temporary Installation: CSP with magnetic mount, supplied with 1.10 m spiral cable (extending to 3.5 m) and cigarette lighter plug.
- For Permanent Installation: CSP with ISO 3 point fixing system, supplied with 6 m length wiring loom.

Both CSP versions are equipped with either the rotating or flash GYROLED® beacons and various siren tones.

The adherence of the magnetic version has been tested at up to 180 km/hour.

1. TECHNICAL CHARACTERISTICS

- Protection Index: IP67

MAGNETIC MOUNT VERSION	ISO 3 POINT FIXING SYSTEM
	

- Voltage: 12 Volts for both versions
- Consumption

	Rotating	Flash
PSU 12 Volts	4.26 A	4.46 A / 7.12 A (peak)

Loudspeaker / Siren Power: 115 db

2. REFERENCES

PSU	GYROLED COLOUR	MODE	CONTROL SWITCH	SIREN TONE	MOUNTING	REFERENCE CLASS 1	REFERENCE CLASS 2
SPO	Blue	Rotating	2 switch plug	French Fire-brigade	Magnetic	23497	24127
SPO	Blue	Flash	2 switch plug	French Fire-brigade	Magnetic	24806	26648
French Police (PM)	Blue	Rotating	2 switch plug	French Police	Magnetic	22644	25747
French Police (PM)	Blue	Flash	2 switch plug	French Police	Magnetic	26583	26649-00
French Police (MI)	Blue	Rotating	Control panel	French Police	Magnetic	22644	26650
French Gendarmerie	Blue	Rotating	Control panel	French Gendarmerie	Magnetic	22645	26651
SAMU	Blue	Rotating	2 switch plug	UMH	Magnetic	23498	26652
Doctor	Blue	Flash	2 switch plug	ASA	Magnetic	23499	25094
Export US1	Blue	Rotating	2 switch plug	US (Wail, Hi-Lo, Yelp)	Magnetic	23500	26653
Export US2	Blue	Flash	2 switch plug	US (Wail, Hi-Lo, Yelp)	Magnetic	23501	26654
Export D1	Blue	Rotating	2 switch plug	D-city, D-country, Yelp	Magnetic	26655	26656
Export D2	Blue	Flash	2 switch plug	D-city, D-country, Yelp	Magnetic	26657	26658
French Road Service Vehicles 1	Amber	Rotating	2 switch plug	ASA	Magnetic	23502	26659
French Road Service Vehicles 2	Amber	Flash	2 switch plug	ASA	Magnetic	23503	26660
SPO	Blue	Rotating	Without control switch	French Fire-brigade	ISO 3 pts	26046	24354
French Police (PM)	Blue	Rotating	Without control switch	French Police	ISO 3 pts	24047	26661
French Gendarmerie	Blue	Rotating	Without control switch	French Gendarmerie	ISO 3 pts	26662	26663
SAMU	Blue	Rotating	Without control switch	UMH	ISO 3 pts	24048	26664
Doctor	Blue	Flash	Without control switch	ASA	ISO 3 pts	24049	26665
Export US1	Blue	Rotating	Without control switch	US (Wail, Hi-Lo, Yelp)	ISO 3 pts	26668	26669-00
Export US2	Blue	Flash	Without control switch	US (Wail, Hi-Lo, Yelp)	ISO 3 pts	26670	26671
Export D1	Blue	Rotating	Without control switch	D-city, D-country, Yelp	ISO 3 pts	26672	26673
Export D2	Blue	Flash	Without control switch	D-city, D-country, Yelp	ISO 3 pts	26674	26675
French Road Service Vehicles 1	Amber	Rotating	Without control switch	ASA	ISO 3 pts	24050	26666
French Road Service Vehicles 2	Amber	Flash	Without control switch	ASA	ISO 3 pts	24051	26667

3. PSU INSTALLATION FOR MAGNETIC MOUNT VERSION

The base is equipped with very strong magnets guaranteeing a very strong adherence on the vehicle roof panel. Before mounting, however, **it is important to maximize the magnetic capacity of the surface, therefore it must be clean, dry and flat to optimize adherence.**

When mounting the PSU, the loud-speaker must be directed towards the front of the vehicle.

For the electrical installation, it is important to take into account the electrical characteristics of the cigarette lighter plug to avoid any damage to the PSU. (see paragraph 2.2.).

Once the PSU has been mounted, connect the connector to the cigarette lighter plug.

4. OPERATING WITH CIGARETTE LIGHTER PLUG CONNECTOR


ON/OFF BLACK BUTTON

PSU MONO-TONE

- Press the button shortly: Activates the siren if Gyroled® is on**
- Press the button longer: Night Siren Mode*

PSU MULTI-TONE

- Press the button shortly: Activates the siren if Gyroled® is on**
- Press the button longer: Siren tone selection



RED BUTTON:
Gyroled® Function
& PSU power supply

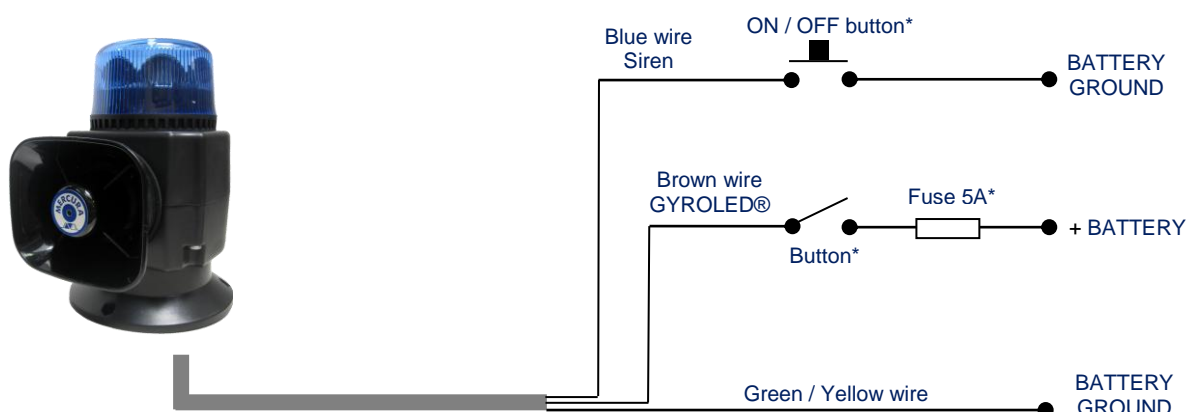
* The Night siren mode is not kept in memory when the siren is turned off.

** Another short push on the ON/OFF button: deactivation of the GYROLED function turns off the siren.

5. PSU INSTALLATION FOR ISO 3 POINT MOUNTING VERSION

- Install the chosen control system (traditional control with fuse and button or electronic control system)
- Identify the chosen position for the PSU. The surface must be clean, dry and flat and the loudspeaker must be directed towards the front of the vehicle.
- Place the PSU and mark the position of the 3 holes.
- Mark the cable entry position which must be situated in the middle of the 3 holes.
- Assess the cable entry to the control system.
- Drill all the holes and pass the cable through.
- Place the PSU.
- Insert the screws, ensuring that everything is water tight
- Connect the power cable to the control system.

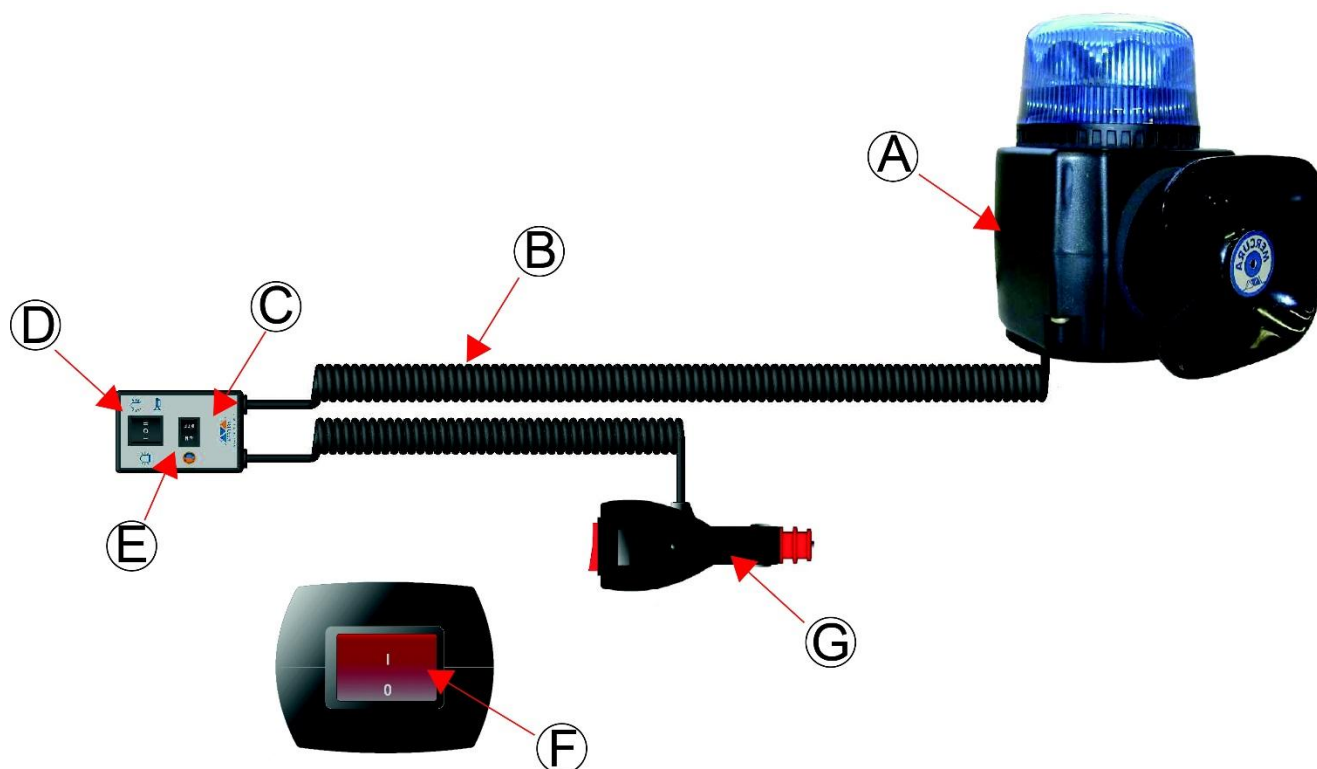
6. WIRED PSU ISO 3 POINT MOUNTING VERSION



* Buttons and fuses not supplied

- The GYROLED® button is used to control the GYROLED and to power the entire PSU.
- Pressing shortly the siren ON / OFF button activates the siren if Gyroled® is on.
- Pressing longer the siren ON / OFF button selects the siren tone.

7. VERSION WITH CONTROL PANEL



- A. PSU
- B. CONTROL AND POWER CABLE
- C. CONTROL PANEL
- D. 3 POSITION BUTTON: GYROLED / PAUSE / GYROLED + SIREN
- E. 2 POSITIONS NIGHT SIREN FUNCTION BUTTON: ON / OFF
- F. ON / OFF PSU POWER SUPPLY BUTTON OF THE CIGARETTE LIGHTER PLUG CONNECTOR
- G. CIGARETTE LIGHTER PLUG CONNECTOR